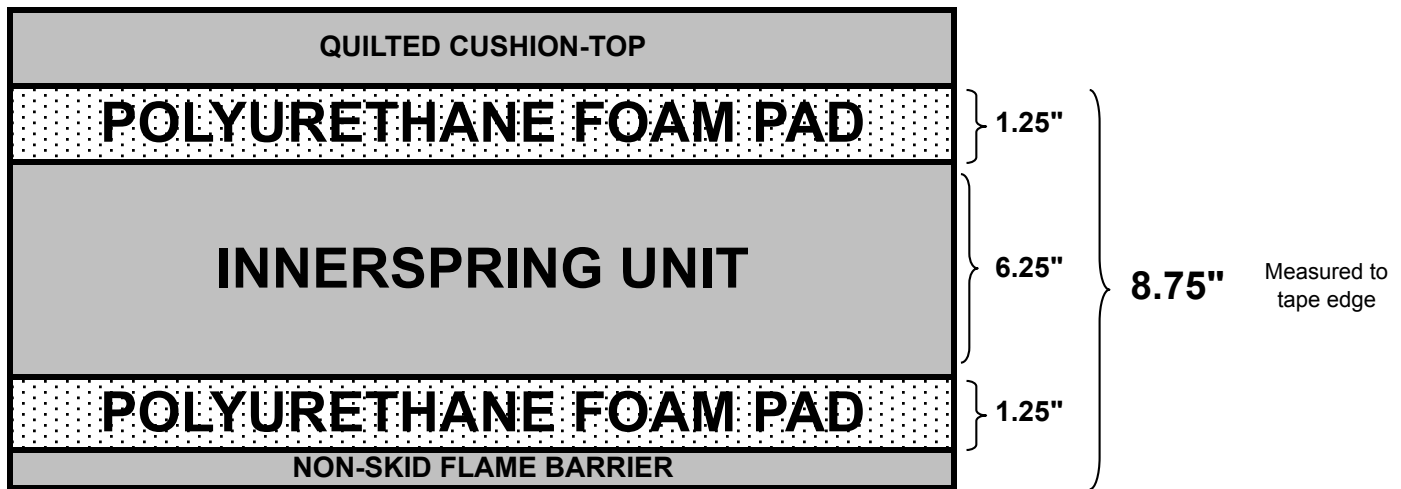


INNERSPRING MATTRESS - PREMIER



QUILT TOP

- ★ All Flex-a-Bed mattresses come with a plush, multi-layered, quilted cushion-top which is made with hi-density super-soft polyurethane foam and flame resistant polyester fiber.

POLYURETHANE FOAM PAD

- ★ High-density comfort-layer constructed of 1.5 lb density polyurethane foam pad. 1.5 density means that the foam weighs 1.5 lbs per cubic foot.
- ★ Innerspring mattresses are available in 3 different firmnesses. The different firmnesses are achieved through the ILD (Indent Load Deflection) of the foam.

Soft	13-19 ILD	*Requires 13-19 lbs of weight per square foot to compress 25% of loft
Medium	32-37 ILD	*Requires 32-37 lbs of weight per square foot to compress 25% of loft
Firm	50-60 ILD	*Requires 50-60 lbs of weight per square foot to compress 25% of loft

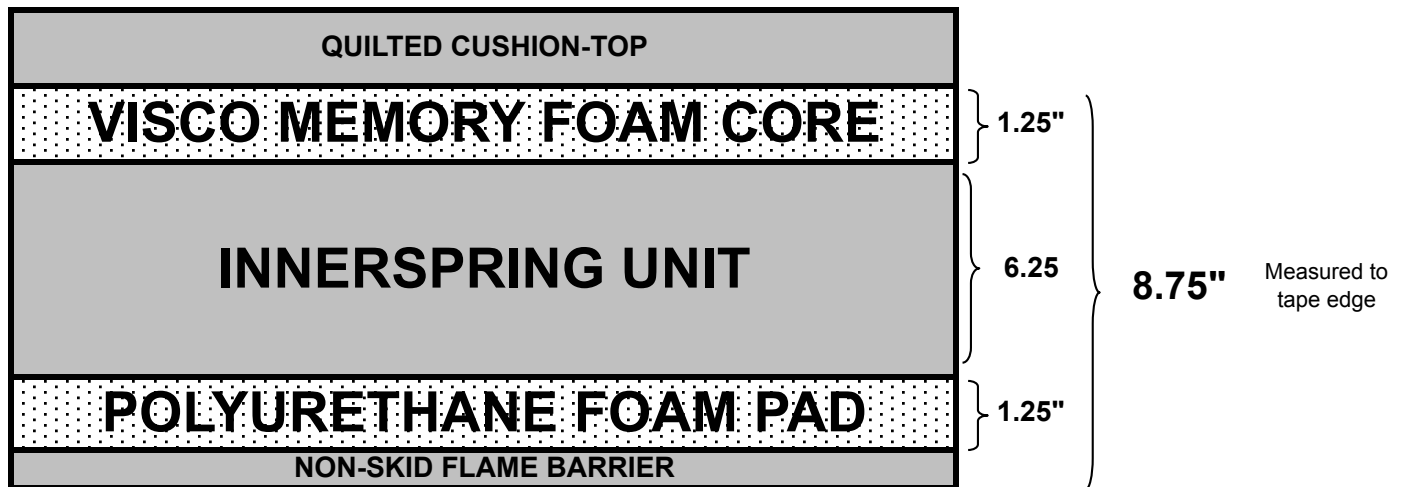
INNERSPRING UNIT

- ★ Each Flex-a-Bed innerspring unit is a 336-coil, 13 guage Bonnell spring unit
- ★ Each coil is 6.25" tall with 5 turns per coil which provides for maximum support and comfort
- ★ Each Flex-a-Bed innerspring unit is innerbonded, meaning all mattress components are fastened to the innerspring unit. Innerbonding insures durability and superb tailoring throughout the life of the mattress.

NON-SKID FLAME BARRIER

- ★ Every Flex-a-Bed mattress's bottom layer is protected by a non-skid material that prevents the mattress from sliding across the adjustable foundation. This material also provides a flame-resistant barrier.
- ★ Every Flex-a-Bed mattress is made with soft, high-quality circular knit fabric complete with suede border to create an elegant look
- ★ Flex-a-Bed never splices the border or the tape edge of our mattresses

VISCO COMBO MATTRESS



QUILT TOP

- ★ All Flex-a-Bed mattresses come with a plush, multi-layered, quilted cushion-top which is made with hi-density super-soft polyurethane foam and flame resistant polyester fiber.

VISCO MEMORY FOAM LAYER

- ★ 1.25" Visco memory foam comfort layer
- ★ 10 ILD (Indent Load Deflection) - requires 12 lbs of weight per square foot to compress 25% of loft
- ★ 4 lb density

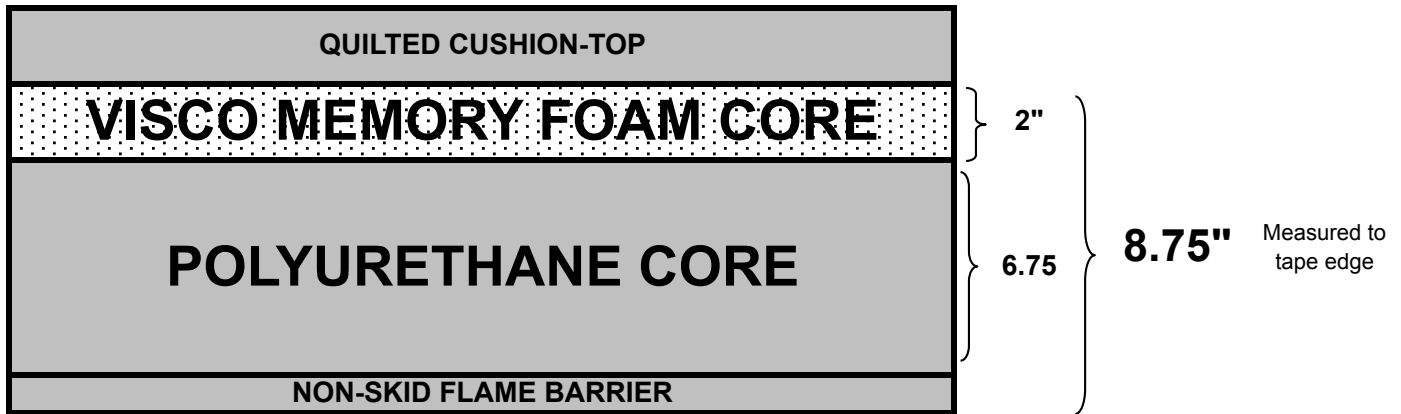
INNERSPRING UNIT

- ★ Each Flex-a-Bed combo unit is a 336-coil, 13 guage Bonnell spring unit
- ★ Each coil is 6.25" tall with 5 turns per coil which provides for maximum support and comfort
- ★ Each Flex-a-Bed combo unit is innerbonded, meaning all mattress components are fastened to the innerspring unit. Innerbonding insures durability and superb tailoring throughout the life of the mattress.

NON-SKID FLAME BARRIER

- ★ Every Flex-a-Bed mattress's bottom layer is protected by a non-skid material that prevents the mattress from sliding across the adjustable foundation. This material also provides a flame-resistant barrier.
- ★ Every Flex-a-Bed mattress is made with soft, high-quality circular knit fabric complete with suede border to create an elegant look
- ★ Flex-a-Bed never splices the border or the tape edge of our mattresses

VISCO CORE MATTRESS



QUILT TOP

- ★ All Flex-a-Bed mattresses come with a plush, multi-layered, quilted cushion-top which is made with hi-density super-soft polyurethane foam and flame resistant polyester fiber.

VISCO MEMORY FOAM CORE

- ★ 2" Visco memory foam core
- ★ 10 ILD (Indent Load Deflection) - requires 12 lbs of weight per square foot to compress 25% of loft
- ★ 4 lb density

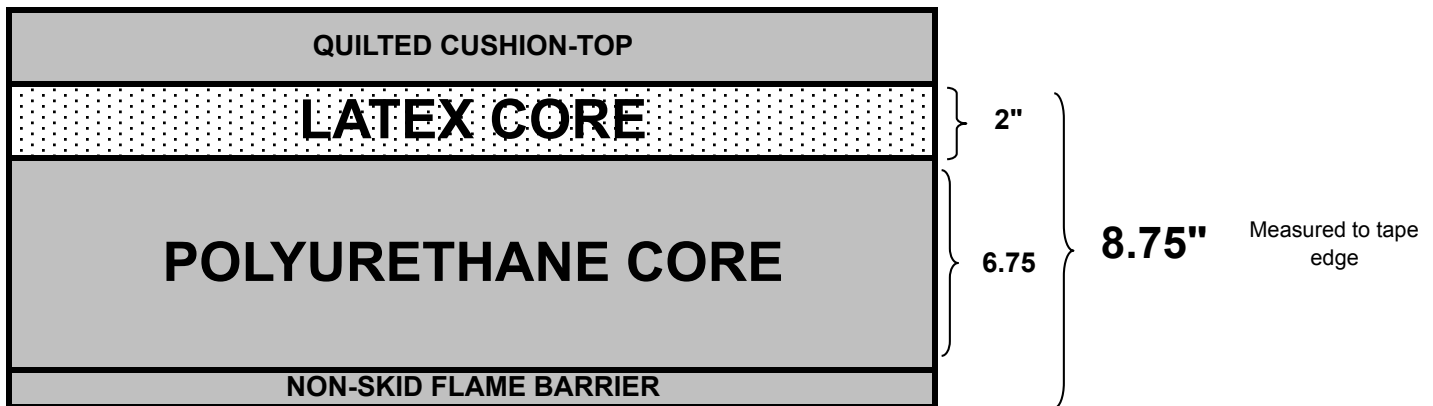
POLYURETHANE FOAM CORE

- ★ 6.75" polyurethane foam core
- ★ 32 ILD (Indent Load Deflection) requires 32 lbs of weight per square foot to compress 25% of loft
- ★ 1.8 lb density - weighs 1.8 lbs per cubic foot
- ★ The Visco core is laminated to the polyurethane foam to create a solid core

NON-SKID FLAME BARRIER

- ★ Every Flex-a-Bed mattress's bottom layer is protected by a non-skid material that prevents the mattress from sliding across the adjustable foundation. This material also provides a flame-resistant barrier.
- ★ Every Flex-a-Bed mattress is made with soft, high-quality circular knit fabric complete with suede border to create an elegant look
- ★ Flex-a-Bed never splices the border or the tape edge of our mattresses

LATEX CORE



QUILT TOP

- ★ All Flex-a-Bed mattresses come with a plush, multi-layered, quilted cushion-top which is made with hi-density super-soft polyurethane foam and flame resistant polyester fiber.

LATEX FOAM CORE

- ★ 2" Belgium processed 100% natural rubber latex core
- ★ 32 ILD (Indent Load Deflection) requires 32 lbs of weight per square foot to compress 25% of loft

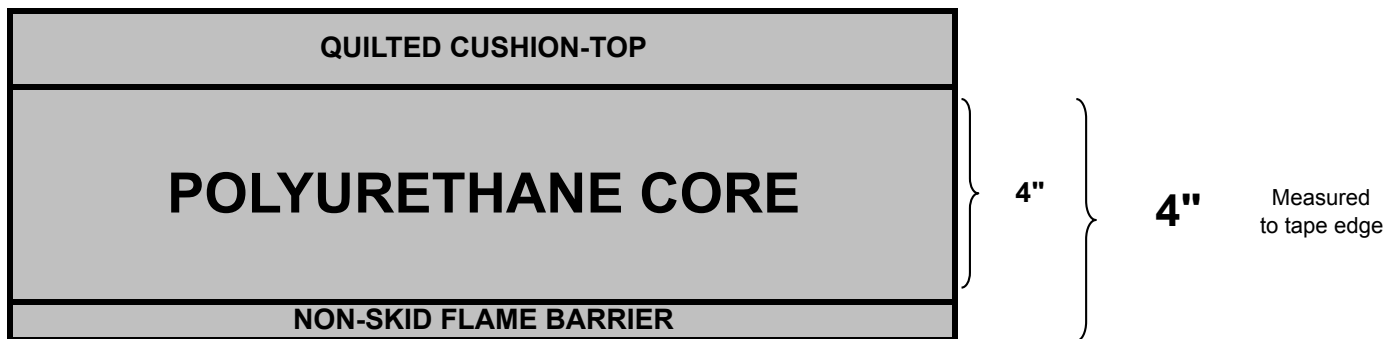
POLYURETHANE FOAM CORE

- ★ 6.75" polyurethane foam core
- ★ 32 ILD (Indent Load Deflection) requires 32 lbs of weight per square foot to compress 25% of loft
- ★ 1.8 lb density - weighs 1.8 lbs per cubic foot
- ★ The latex core is laminated to the polyurethane foam to create a solid core

NON-SKID FLAME BARRIER

- ★ Every Flex-a-Bed mattress's bottom layer is protected by a non-skid material that prevents the mattress from sliding across the adjustable foundation. This material also provides a flame-resistant barrier.
- ★ Every Flex-a-Bed mattress is made with soft, high-quality circular knit fabric complete with suede border to create an elegant look
- ★ Flex-a-Bed never splices the border or the tape edge of our mattresses
Latex is hypo-allergenic & breathes to keep you warm in the winter and cool in the summer
Latex is a naturally derived biodegradable product & more resilient
Belgium processed produces a more even latex cell structure. Bacteria, mildew & mold cannot live in latex.

LOW PROFILE MATTRESS



QUILT TOP

- ★ All Flex-a-Bed mattresses come with a plush, multi-layered, quilted cushion-top which is made with hi-density super-soft polyurethane foam and flame resistant polyester fiber.

POLYURETHANE FOAM CORE

- ★ 4" high-density polyurethane foam core
- ★ 24 ILD (Indent Load Deflection) requires 24 lbs of weight per square foot to compress 25% of loft
- ★ 1.8 lb density - weighs 1.8 lbs per cubic foot

NON-SKID FLAME BARRIER

- ★ Every Flex-a-Bed mattress's bottom layer is protected by a non-skid material that prevents the mattress from sliding across the adjustable foundation. This material also provides a flame-resistant barrier.
- ★ Every Flex-a-Bed mattress is made with soft, high-quality circular knit fabric complete with suede border to create an elegant look
- ★ Flex-a-Bed never splices the border or the tape edge of our mattresses